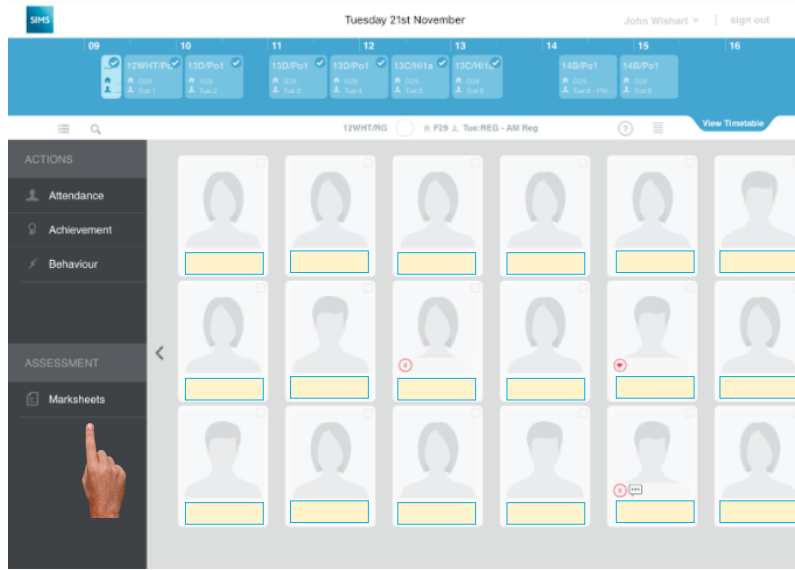




Adding Marks on SIMS iPad

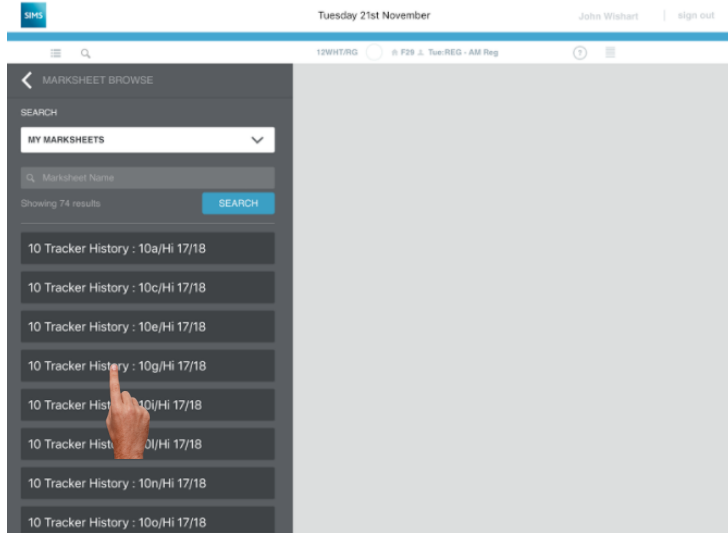


Log on to your SIMS app on the iPad

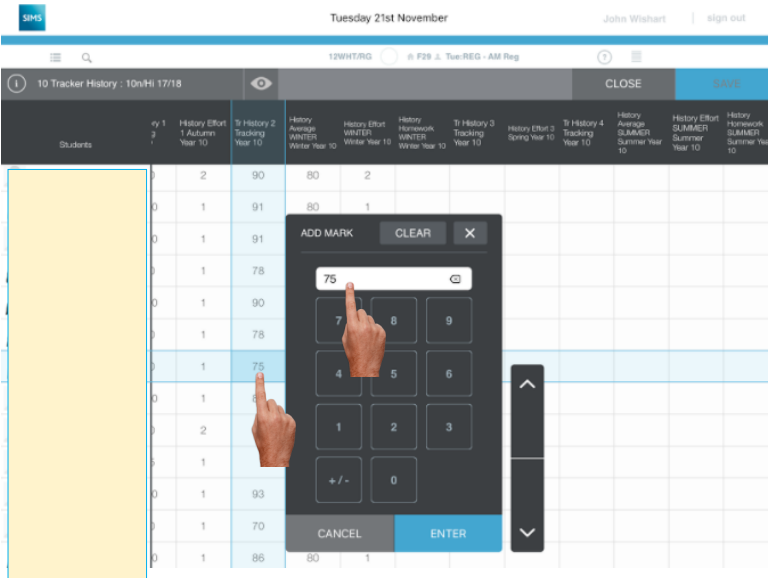
This week will probably appear blank at the moment due to exam week so simply **slide the screen right to go back to last week**

Click on **any class**

Slide across right as if you were going to register and go to **Marksheets**



Find the **class** you want in the list. All your exam classes should be there



Find the **column** for this set of exams

Go to the **pupil** you want (its probably best to have your exams in alphabetical order as its much easier to input)

Add the **marks** in percentage

Add **Average**

Add **Effort and Homework** (this is sometimes easier on the desktop so you can leave it until later if you wish)

In Senior exams add predicted grades

Don't forget to press **SAVE**. :-)